

MARCH 2010

U.T.O.L UPDATE



DISASTER WATCH:

A Balanced Perspective



UTOL U.S.A

31 Musick, Irvine
92618 CA USA
Phone: 1 (213) 261-6139

BOARD OF DIRECTORS

Engr. Arnold Klann
Gifty Dubois RN
Engr. Sonny Bernabe, MBA

UTOL PHILIPPINES

46-A Melchor Street
Loyola Heights, Quezon City

Phone: (632) 433-6934
Mobile: 0917-8042482
E-mail: utol2007@skydsl.com.ph
www.utolmedicalfoundation.org

BOARD OF DIRECTORS

Manuel Sta. Romana, Jr. M.D.
Amelie Sta. Romana, M.D.
Oscar Garcia, MBA, Economist
Pastor Ferdinand Iglesia
Engr. Aguedo "Sonny" Bernabe,
MBA



In 2009, 328 natural disasters were recorded in the EM-DAT database. They killed more than 10 thousand people, affected nearly 113 million others and caused almost 35 billion US\$ of economic damages. No mega-disasters occurred in 2009, the event ranking highest in death toll being the earthquake in Indonesia on September 30 which killed over 1,100 people, followed by a series of typhoons and floods **that caused many deaths, making Asia once again the most affected continent.** In fact, six of the top ten countries with the highest number of disaster-related deaths were in Asia.

However, when looking at the top 10 countries in terms of number of deaths per 100,000 inhabitants, the Islands of Samoa, American Samoa and Tonga topped the list.

Even if 2009 appears as a relatively quiet year, we cannot draw conclusions based on one single year. Individual major events happening in a specific year can influence disaster statistics, as was already shown by the disastrous losses caused by the earthquake in Haiti in early 2010. Longer-term statistics on disaster occurrence and impacts can shed light on the underlying trends.

www.cred.be

U.T.O.L UPDATE

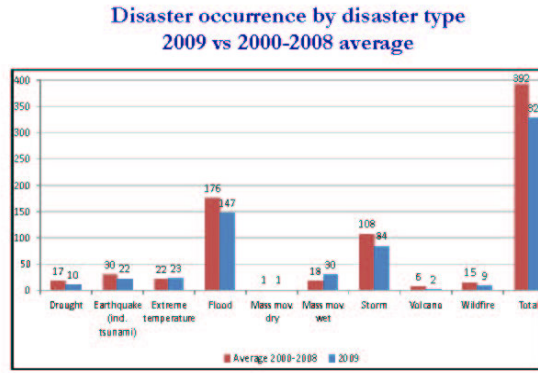
The name of the LORD is a strong tower: the righteous runneth into it, and is safe

Proverbs 18:10

The beloved of the LORD shall dwell in safety by him; and the LORD shall cover him all the day long. .

Deuteronomy 33:12

Safety does not depend on our conception of the absence of danger. Safety is found in God's presence, in the centre of His perfect will. T.J. Bach



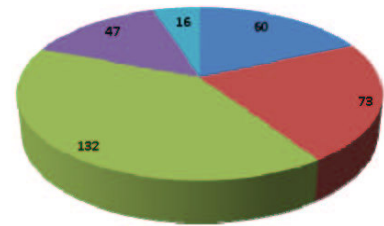
Number of reported disasters per country in 2009

Philippines	26
China P Rep	23
United States	16
India	13
Indonesia	12
Brazil	10
Australia	7
Mexico	7
Bangladesh	6
Viet Nam	6

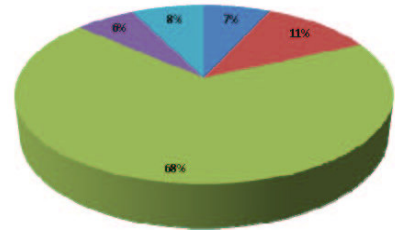
Hispaniola: same island, 2 country profiles
10 most recent natural disasters that occurred in both countries

Date	Disaster Type	Haiti		Dominican Republic	
		Killed	Affected	Killed	Affected
September 2008	Hurricane Hanna	529	48,000	1	10,745
August 2008	Hurricane 'Gustav'	85	73,000	8	6,257
August 2008	Tropical Storm 'Fay'	10	220	4	28
December 2007	Tropical Storm 'Olga'	3	2,090	39	61,605
October-November 2007	Tropical Storm 'Noel'	90	108,763	129	79,728
August 2007	Hurricane Storm 'Dean'	9	3,956	1	1,600
May-June 2007	Flood	2	12,500	9	16,000
March 2007	Flood	14	15,014	3	3,890
October 2005	Tropical Storm 'Alpha'	12	2,192	9	1,000
September 2004	Hurricane 'Jeanne'	2,754	315,594	11	14,009
Total		3,508	581,345	208	194,794

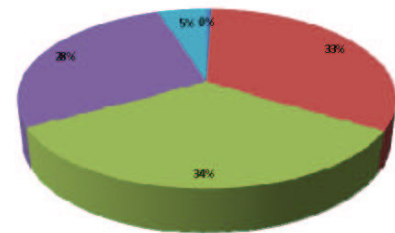
Number of disaster events by continent 2009



Disaster mortality by continent (%) 2009



Disaster economic costs by continent (%)



■ Africa ■ Americas ■ Asia ■ Europe ■ Oceania

www.cred.be

MEDICAL MISSION: BACOLOD March 27-29, 2010

The Medical Mission in Candoni, Bacolod was in partnership with Cornerstone Health Care Ministries.

